TANK-POWER HSS-PM END MILLS

UNCOATED **E9A30** SERIES
TiAlN based COATED **GAA30** SERIES

HSS-PM, 3 FLUTE SHORT LENGTH

HSS-PM, 3 SCHNEIDEN KURZ
FRAISES HSS-PM, 3 DENTS, SÉRIE COURTE
3 TAGLIENTI, SERIE CORTA, HSS-PM

- Designed to machine carbon steels, alloyed steels, stainless steels.
- Well balanced web design to minimize deflection and chattering.
- 3 flute design possess the advantage of 2 flute and 4 flute end mill.
- YG-1's new developed TANK-POWER Coating suitable for high speed cutting.

- Geeignet zum Fräsen von Stahl, legiertem Stahl und rostfreier Stahl.
- Verstärkter Kern zur Erhöhung der Stabilität.
- 3 Schneiden Design besitzt die Vorteile von 2-bzw 4 Schneiden Fräsern.
- Neuentwickelte Beschichtung für Hochgeschwindigkeitsfräsen.

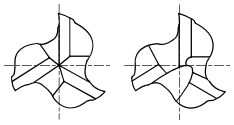

HSS PM | DIN 844 | 3 | 30° | DIN 1835B

p. 658 ~ 661

Unit : mm

EDP No.		Mill Diameter	Shank Diameter	Length of Cut	Overall Length
UNCOATED	TiAlN based	e8	h6		
E9A30010	GAA30010	1.0	6	3	47
E9A30020	GAA30020	2.0	6	7	51
E9A30030	GAA30030	3.0	6	8	52
E9A30040	GAA30040	4.0	6	11	55
E9A30050	GAA30050	5.0	6	13	57
E9A30060	GAA30060	6.0	6	13	57
E9A30070	GAA30070	7.0	10	16	66
E9A30080	GAA30080	8.0	10	19	69
E9A30090	GAA30090	9.0	10	19	69
E9A30100	GAA30100	10.0	10	22	72
E9A30120	GAA30120	12.0	12	26	83
E9A30140	GAA30140	14.0	12	26	83
E9A30160	GAA30160	16.0	16	32	92
E9A30180	GAA30180	18.0	16	32	92
E9A30200	GAA30200	20.0	20	38	104
E9A30220	GAA30220	22.0	20	38	104
E9A30250	GAA30250	25.0	25	45	121

Tolerances according to DIN 7160 & 7161

Tolerance range in ㎛					
Nominal-Diameter in ㎜					
	from 1 to 3	over 3 to 6	over 6 to 10	over 10 to 18	over 18 to 30
e8	- 14 - 28	- 20 - 38	- 25 - 47	- 32 - 59	- 40 - 73
h6	0 - 6	0 - 8	0 - 9	0 - 11	0 - 13

◎ : Excellent ○ : Good

ISO	P											M			K					
Material Description	Non-alloy steel					Low alloy steel				High alloyed steel, and tool steel		Stainless steel			Grey cast iron		Nodular cast iron		Malleable cast iron	
VDI 3323	1	2	3	4	5	6	7	8	9	10	11	12	13	14	15	16	17	18	19	20
HRc		13	25	28	32	10	29	32	38	15	35	15	23	10	10	26	3	25		21
HB	125	190	250	270	300	180	275	300	350	200	325	200	240	180	180	260	160	250	130	230
Recommend	◎	◎	◎	◎	◎	◎	◎	◎	○	◎	○	◎	◎	◎	◎	◎	◎	◎	◎	◎

ISO	N										S							H			
Material Description	Aluminum-wrought alloy		Aluminum-cast, alloyed			Copper and Copper Alloys (Bronze / Brass)			Non Metallic Materials		Heat Resistant Super Alloys					Titanium Alloys		Hardened steel		Chilled Cast Iron	Hardened Cast Iron
VDI 3323	21	22	23	24	25	26	27	28	29	30	31	32	33	34	35	36	37	38	39	40	41
HRc											15	30	25	38	34			55	60	42	55
HB	60	100	75	90	130	110	90	100			200	280	250	350	320	400 Rm	1050 Rm	550	630	400	550
Recommend						○	○	○													

TANK-POWER HSS-PM END MILLS

RECOMMENDED CUTTING CONDITIONS
EMPFOHLENE SCHNEIDPARAMETER

GA942 , GAA30 SERIES

3 FLUTE - SLOTTING

Vc = m/min.
fz = mm/tooth
RPM = rev./min.
FEED = mm/min.

ISO	VDI 3323	Material Description	Ae	Ap	Parameter	Diameter (Ø) 2.0	3.0	4.0	5.0	6.0	8.0	10.0	12.0	14.0	16.0	18.0	20.0	22.0	25.0
P	1	Non-alloy steel	1.0D	0.5D	Vc	40	45	55	60	65	65	65	70	70	70	65	60	60	60
					fz	0.004	0.007	0.011	0.014	0.023	0.031	0.033	0.051	0.052	0.059	0.07	0.081	0.091	0.107
					RPM	6366	4775	4377	3820	3448	2586	2069	1857	1592	1393	1149	955	868	764
					FEED	76	100	144	160	238	241	205	284	248	246	241	232	237	245
	2		1.0D	0.5D	Vc	35	35	45	50	55	55	55	55	60	60	50	50	50	50
					fz	0.003	0.007	0.011	0.014	0.023	0.032	0.039	0.053	0.054	0.061	0.071	0.08	0.089	0.111
					RPM	5570	3714	3581	3183	2918	2188	1751	1459	1364	1194	884	796	723	637
					FEED	50	78	118	134	201	210	205	232	221	218	188	191	193	212
	3-4		1.0D	0.5D	Vc	30	30	40	40	45	45	45	45	45	45	45	45	40	40
					fz	0.003	0.005	0.009	0.012	0.02	0.028	0.038	0.047	0.053	0.056	0.063	0.067	0.083	0.109
					RPM	4775	3183	3183	2546	2387	1790	1432	1194	1023	895	796	716	579	509
					FEED	43	48	86	92	143	150	163	168	163	150	150	144	144	167
	5		1.0D	0.5D	Vc	20	20	25	25	25	30	30	30	30	30	30	30	30	30
					fz	0.004	0.007	0.009	0.012	0.021	0.03	0.043	0.052	0.056	0.061	0.063	0.07	0.079	0.094
					RPM	3183	2122	1989	1592	1326	1194	955	796	682	597	531	477	434	382
					FEED	38	45	54	57	84	107	123	124	115	109	100	100	103	108
	6	Low alloy steel	1.0D	0.5D	Vc	35	35	45	50	55	55	55	55	60	60	50	50	50	50
					fz	0.003	0.007	0.011	0.014	0.023	0.032	0.039	0.053	0.054	0.061	0.071	0.08	0.089	0.111
					RPM	5570	3714	3581	3183	2918	2188	1751	1459	1364	1194	884	796	723	637
					FEED	50	78	118	134	201	210	205	232	221	218	188	191	193	212
	7		1.0D	0.5D	Vc	30	30	40	40	45	45	45	45	45	45	45	45	40	40
					fz	0.003	0.005	0.009	0.012	0.02	0.028	0.038	0.047	0.053	0.056	0.063	0.067	0.083	0.109
					RPM	4775	3183	3183	2546	2387	1790	1432	1194	1023	895	796	716	579	509
					FEED	43	48	86	92	143	150	163	168	163	150	150	144	144	167
	8		1.0D	0.5D	Vc	20	20	25	25	25	30	30	30	30	30	30	30	30	30
					fz	0.004	0.007	0.009	0.012	0.021	0.03	0.043	0.052	0.056	0.061	0.063	0.07	0.079	0.094
					RPM	3183	2122	1989	1592	1326	1194	955	796	682	597	531	477	434	382
					FEED	38	45	54	57	84	107	123	124	115	109	100	100	103	108
	9		1.0D	0.5D	Vc	10	15	20	20	20	20	20	20	20	20	25	25	20	20
					fz	0.005	0.008	0.012	0.014	0.023	0.032	0.045	0.053	0.057	0.064	0.067	0.074	0.09	0.113
					RPM	1592	1592	1592	1273	1061	796	637	531	455	398	442	398	289	255
					FEED	24	38	57	53	73	76	86	84	78	76	89	88	78	86
	10	High alloyed steel, and tool steel	1.0D	0.5D	Vc	35	35	45	50	55	55	55	55	60	60	50	50	50	50
					fz	0.003	0.007	0.011	0.014	0.023	0.032	0.039	0.053	0.054	0.061	0.071	0.08	0.089	0.111
					RPM	5570	3714	3581	3183	2918	2188	1751	1459	1364	1194	884	796	723	637
					FEED	50	78	118	134	201	210	205	232	221	218	188	191	193	212
	11.1		1.0D	0.5D	Vc	20	20	25	25	25	30	30	30	30	30	30	30	30	30
					fz	0.004	0.007	0.009	0.012	0.021	0.03	0.043	0.052	0.056	0.061	0.063	0.07	0.079	0.094
					RPM	3183	2122	1989	1592	1326	1194	955	796	682	597	531	477	434	382
					FEED	38	45	54	57	84	107	123	124	115	109	100	100	103	108
K	15-20	Grey cast iron Nodular cast iron Malleable cast iron	1.0D	0.5D	Vc	35	35	45	50	55	55	55	55	60	60	50	50	50	50
					fz	0.003	0.007	0.011	0.014	0.023	0.032	0.039	0.053	0.054	0.061	0.071	0.08	0.089	0.111
					RPM	5570	3714	3581	3183	2918	2188	1751	1459	1364	1194	884	796	723	637
					FEED	50	78	118	134	201	210	205	232	221	218	188	191	193	212

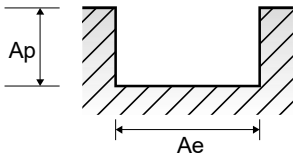

TANK-POWER HSS-PM END MILLS

RECOMMENDED CUTTING CONDITIONS
EMPFOHLENE SCHNEIDPARAMETER

GA942 , GAA30 SERIES

3 FLUTE - SIDE CUTTING

Vc = m/min.
fz = mm/tooth
RPM = rev./min.
FEED = mm/min.
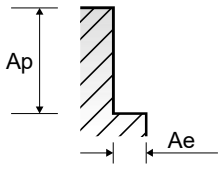
ISO	VDI 3323	Material Description	Ae	Ap	Parameter	Diameter (Ø) 2.0	3.0	4.0	5.0	6.0	8.0	10.0	12.0	14.0	16.0	18.0	20.0	22.0	25.0
P	1	Non-alloy steel	0.1D	1.5D	Vc	50	55	65	75	80	80	80	80	80	80	75	80	80	80
					fz	0.004	0.008	0.012	0.015	0.024	0.034	0.047	0.056	0.065	0.069	0.077	0.08	0.09	0.11
					RPM	7958	5836	5173	4775	4244	3183	2546	2122	1819	1592	1326	1273	1157	1019
					FEED	95	140	186	215	306	325	359	357	355	329	306	306	313	336
	2		0.1D	1.5D	Vc	45	45	55	65	70	65	65	70	65	65	65	65	65	65
					fz	0.004	0.008	0.012	0.015	0.023	0.035	0.046	0.056	0.063	0.071	0.077	0.081	0.093	0.109
					RPM	7162	4775	4377	4138	3714	2586	2069	1857	1478	1293	1149	1035	940	828
					FEED	86	115	158	186	256	272	286	312	279	275	266	251	262	271
	3-4		0.1D	1.5D	Vc	35	35	45	45	50	50	50	55	50	50	50	50	50	50
					fz	0.004	0.007	0.01	0.014	0.024	0.033	0.044	0.055	0.061	0.067	0.073	0.081	0.088	0.111
					RPM	5570	3714	3581	2865	2653	1989	1592	1459	1137	995	884	796	723	637
					FEED	67	78	107	120	191	197	210	241	208	200	194	193	191	212
	5		0.1D	1.5D	Vc	25	25	30	30	35	35	30	35	35	35	35	35	30	35
					fz	0.004	0.008	0.011	0.014	0.023	0.036	0.05	0.056	0.06	0.071	0.075	0.08	0.092	0.107
					RPM	3979	2653	2387	1910	1857	1393	955	928	796	696	619	557	434	446
					FEED	48	64	79	80	128	150	143	156	143	148	139	134	120	143
	6	Low alloy steel	0.1D	1.5D	Vc	45	45	55	65	70	65	65	70	65	65	65	65	65	65
					fz	0.004	0.008	0.012	0.015	0.023	0.035	0.046	0.056	0.063	0.071	0.077	0.081	0.093	0.109
					RPM	7162	4775	4377	4138	3714	2586	2069	1857	1478	1293	1149	1035	940	828
					FEED	86	115	158	186	256	272	286	312	279	275	266	251	262	271
	7		0.1D	1.5D	Vc	35	35	45	45	50	50	50	55	50	50	50	50	50	50
					fz	0.004	0.007	0.01	0.014	0.024	0.033	0.044	0.055	0.061	0.067	0.073	0.081	0.088	0.111
					RPM	5570	3714	3581	2865	2653	1989	1592	1459	1137	995	884	796	723	637
					FEED	67	78	107	120	191	197	210	241	208	200	194	193	191	212
	8		0.1D	1.5D	Vc	25	25	30	30	35	35	30	35	35	35	35	35	30	35
					fz	0.004	0.008	0.011	0.014	0.023	0.036	0.05	0.056	0.06	0.071	0.075	0.08	0.092	0.107
					RPM	3979	2653	2387	1910	1857	1393	955	928	796	696	619	557	434	446
					FEED	48	64	79	80	128	150	143	156	143	148	139	134	120	143
	9		0.1D	1.5D	Vc	15	20	25	25	30	30	30	30	30	30	30	30	30	30
					fz	0.006	0.01	0.013	0.015	0.022	0.035	0.047	0.056	0.063	0.07	0.073	0.083	0.092	0.111
					RPM	2387	2122	1989	1592	1592	1194	955	796	682	597	531	477	434	382
					FEED	43	64	78	72	105	125	135	134	129	125	116	119	120	127
	10	High alloyed steel, and tool steel	0.1D	1.5D	Vc	45	45	55	65	70	65	65	70	65	65	65	65	65	65
					fz	0.004	0.008	0.012	0.015	0.023	0.035	0.046	0.056	0.063	0.071	0.077	0.081	0.093	0.109
					RPM	7162	4775	4377	4138	3714	2586	2069	1857	1478	1293	1149	1035	940	828
					FEED	86	115	158	186	256	272	286	312	279	275	266	251	262	271
	11.1		0.1D	1.5D	Vc	25	25	30	30	35	35	30	35	35	35	35	35	30	35
					fz	0.004	0.008	0.011	0.014	0.023	0.036	0.05	0.056	0.06	0.071	0.075	0.08	0.092	0.107
					RPM	3979	2653	2387	1910	1857	1393	955	928	796	696	619	557	434	446
					FEED	48	64	79	80	128	150	143	156	143	148	139	134	120	143
K	15-20	Grey cast iron Nodular cast iron Malleable cast iron	0.1D	1.5D	Vc	45	45	55	65	70	65	65	70	65	65	65	65	65	65
					fz	0.004	0.008	0.012	0.015	0.023	0.035	0.046	0.056	0.063	0.071	0.077	0.081	0.093	0.109
					RPM	7162	4775	4377	4138	3714	2586	2069	1857	1478	1293	1149	1035	940	828
					FEED	86	115	158	186	256	272	286	312	279	275	266	251	262	271