TANK-POWER HSS-PM END MILLS

UNCOATED **E9E43** SERIES
TiAlN based COATED **GAE43** SERIES

HSS-PM, 4&5 FLUTE ROUGHING WITH NECK - COARSE

HSS-PM, 4&5 SCHNEIDEN SCHRUPFRÄSER mit ABGESETZTEM SCHAFTTETL - GROB
FRAISES HSS-PM, 4&5-DENTS RAVAGEUSE AVEC DÉGAGEMENT - PAS GROSSIERS
4&5 TAGL., PER SGROSSATURA, SCARICATA - HSS PM

- ▶ High chip removal and minimizing breakages of cutting edges.
- ▶ Design to machine carbon steels, alloyed steels, stainless steels.
- ▶ YG-1's new developed TANK-POWER Coating suitable for high speed cutting.

- ▶ Schnelle Spanabfuhr und Minimierung von Schneidkantenausbrüchen
- ▶ Geeignet zum Fräsen von Stahl, legiertem Stahl und rostfreier Stahl.
- ▶ Neuentwickelte Beschichtung für Hochgeschwindigkeitsfräsen.

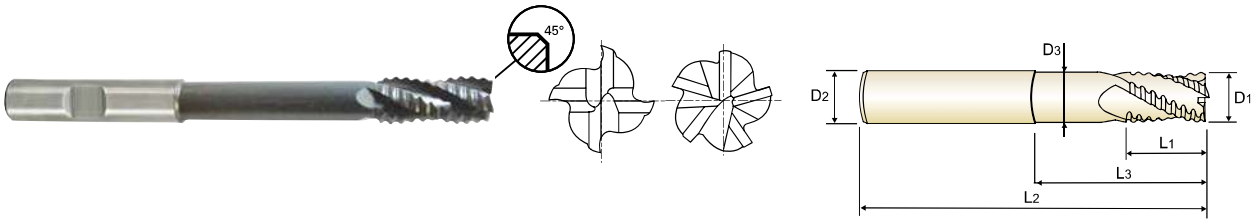

HSS PM | NR | 4&5 | 30° | DIN 1835B | C x 45°

P.668~669

Unit : mm

EDP No.		Mill Diameter	Shank Diameter	Length of Cut	Length Below Shank	Overall Length	Neck Diameter	No. of Flute	Chamfer
UNCOATED	X-COATING	D1(js12)	D2(h6)	L1	L3	L2	D3		
E9E43100	GAE43100	10.0	10	22	69	110	8.5	4	0.34
E9E43120	GAE43120	12.0	12	26	78	125	10.5	4	0.50
E9E43160	GAE43160	16.0	16	32	87	138	14	4	0.55
E9E43200	GAE43200	20.0	20	38	108	160	18	5	0.55
E9E43250	GAE43250	25.0	25	45	155	216	23	5	0.55

Tolerances according to DIN 7160 & 7161

Tolerance range in ㎛						
Nominal-Diameter in ㎜						
	from 1 to 3	over 3 to 6	over 6 to 10	over 10 to 18	over 18 to 30	over 30 to 50
js12	± 50	± 60	± 75	± 90	± 105	± 125
h6	0 - 6	0 - 8	0 - 9	0 - 11	0 - 13	0 - 16

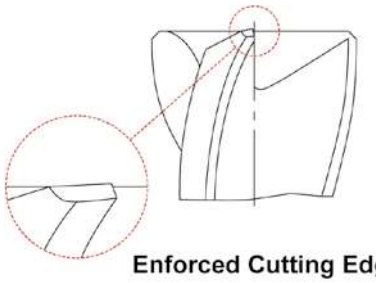

Enforced Cutting Edge

◎ : Excellent ○ : Good

ISO	P											M			K					
Material Description	Non-alloy steel					Low alloy steel				High alloyed steel, and tool steel		Stainless steel			Grey cast iron		Nodular cast iron		Malleable cast iron	
VDI 3323	1	2	3	4	5	6	7	8	9	10	11	12	13	14	15	16	17	18	19	20
HRc		13	25	28	32	10	29	32	38	15	35	15	23	10	10	26	3	25		21
HB	125	190	250	270	300	180	275	300	350	200	325	200	240	180	180	260	160	250	130	230
Recommend	◎	◎	◎	◎	◎	◎	◎	◎	○	◎	○	◎	◎	◎	◎	◎	◎	◎	◎	◎

ISO	N										S							H			
Material Description	Aluminum-wrought alloy		Aluminum-cast, alloyed			Copper and Copper Alloys (Bronze / Brass)			Non Metallic Materials		Heat Resistant Super Alloys					Titanium Alloys		Hardened steel		Chilled Cast Iron	Hardened Cast Iron
VDI 3323	21	22	23	24	25	26	27	28	29	30	31	32	33	34	35	36	37	38	39	40	41
HRc											15	30	25	38	34			55	60	42	55
HB	60	100	75	90	130	110	90	100			200	280	250	350	320	400 Rm	1050 Rm	550	630	400	550
Recommend						○	○	○													

TANK-POWER HSS-PM END MILLS

RECOMMENDED CUTTING CONDITIONS
EMPFOHLENE SCHNEIDPARAMETER

GAE43 SERIES — MULTI FLUTE ROUGHING - SIDE CUTTING

Vc = m/min.
fz = mm/tooth
RPM = rev./min.
FEED = mm/min.
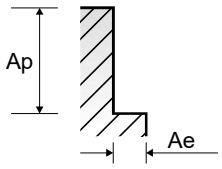
ISO	VDI 3323	Material Description	Ae	Ap	Parameter	10.0	12.0	16.0	20.0	25.0
P	1	Non-alloy steel	0.5D	1.5D	Vc	60	60	60	60	60
					fz	0.047	0.055	0.074	0.094	0.09
					RPM	1910	1592	1194	955	764
					FEED	359	350	353	359	344
	2		0.5D	1.5D	Vc	47	47	47	47	47
					fz	0.045	0.058	0.074	0.092	0.09
					RPM	1496	1247	935	748	598
					FEED	269	289	277	275	269
	3-4		0.5D	1.5D	Vc	33	33	33	33	33
					fz	0.039	0.054	0.074	0.092	0.088
					RPM	1050	875	657	525	420
					FEED	164	189	194	193	185
	5		0.5D	1.5D	Vc	28	28	28	28	28
					fz	0.038	0.052	0.07	0.088	0.086
					RPM	891	743	557	446	357
					FEED	135	154	156	157	153
	6	Low alloy steel	0.5D	1.5D	Vc	47	47	47	47	47
					fz	0.045	0.058	0.074	0.092	0.09
					RPM	1496	1247	935	748	598
					FEED	269	289	277	275	269
	7		0.5D	1.5D	Vc	33	33	33	33	33
					fz	0.039	0.054	0.074	0.092	0.088
					RPM	1050	875	657	525	420
					FEED	164	189	194	193	185
	8-9		0.5D	1.5D	Vc	28	28	28	28	28
					fz	0.038	0.052	0.07	0.088	0.086
					RPM	891	743	557	446	357
					FEED	135	154	156	157	153
	10	High alloyed steel, and tool steel	0.5D	1.5D	Vc	47	47	47	47	47
					fz	0.045	0.058	0.074	0.092	0.09
					RPM	1496	1247	935	748	598
					FEED	269	289	277	275	269
	11.1		0.5D	1.5D	Vc	28	28	28	28	28
					fz	0.038	0.052	0.07	0.088	0.086
					RPM	891	743	557	446	357
					FEED	135	154	156	157	153
M	14.1	Stainless steel	0.5D	1.5D	Vc	30	30	30	30	30
					fz	0.038	0.055	0.073	0.091	0.087
					RPM	955	796	597	477	382
					FEED	145	175	174	174	166
K	15-20	Grey cast iron Nodular cast iron Malleable cast iron	0.5D	1.5D	Vc	47	47	47	47	47
					fz	0.045	0.058	0.074	0.092	0.09
					RPM	1496	1247	935	748	598
					FEED	269	289	277	275	269